

GMetrix Practice Exams

After you have completed the Jasperactive course lessons and the Create project, you are ready to attempt a GMetrix practice exam.

The GMetrix practice exams are similar to the Jasperactive Benchmark. The practice exams are timed and designed to mirror the certification exam experience.

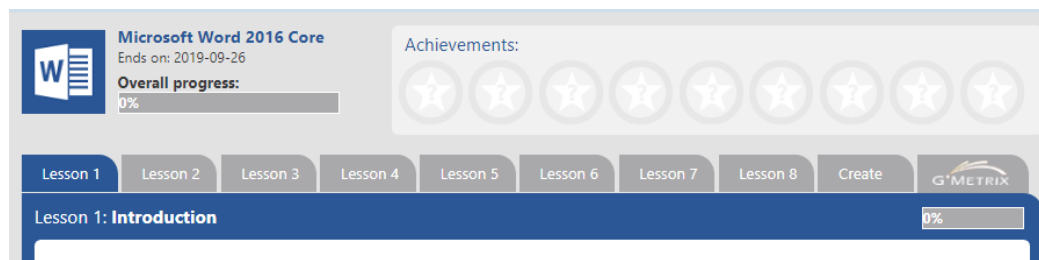
Note: GMetrix SMS Desktop software version 4.6 or above is required to run certain GMetrix practice tests.

This document explains how to take a GMetrix practice exam, save a practice exam, and return to Jasperactive.

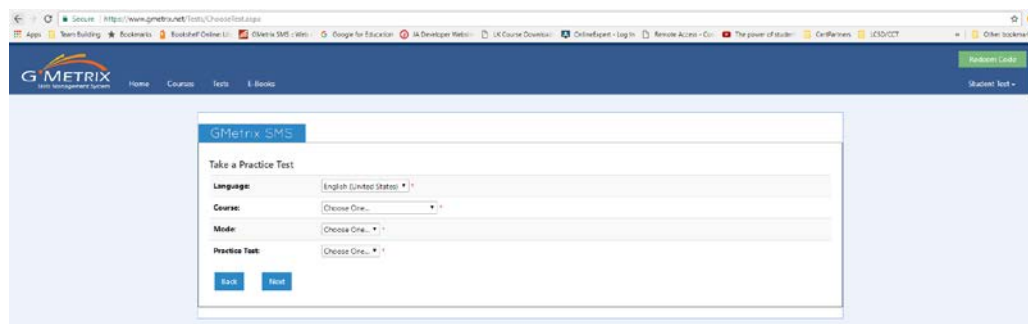
Taking a GMetrix Practice Exam

Perform the following steps to take a GMetrix practice exam.

Step 1: Log in to [Jasperactive](#) and select the desired course to access the course home page.



Step 2: Click the **GMetrix** tab. The GMetrix SMS page appears.



Step 3: In the **Take a Practice Test** section, use the drop-down menus to select the desired practice test. Use the table below as a guide.

Language	Select the appropriate language.
Product	Select the name of the Jasperactive course in which you are currently working.
Mode	Select Testing .
Practice Test	Select one of the Practice Exam menu items (avoid the Skill Review items). A course may have multiple practice exams available.

GMetrix SMS

Take a Practice Test

Language: English (United States) *

Course: Jasperactive: Word 2016 Core *

Mode: Testing *

Practice Test: Word 2016 Core Practice Exam 3 Testing *

Back Next

Step 4: When you have completed your selections, click **Next**. The GMetrix SMS – Take a Practice Test page updates to display the practice test information and legend.

Step 5: After you have reviewed the information, click **Start**.


Based on the test that you choose, and on the current state of your system, you may receive a series of prompts.

If the test you have selected is designated to be taken in the GMetrix SMS Desktop version, you will be prompted to download and install GMetrix SMS software. You may need to check with your system administrator before downloading and installing software.

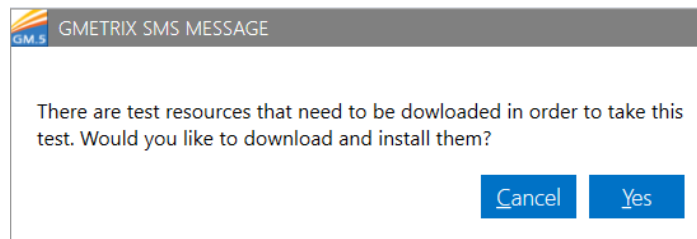
If the software is not installed (or if the installed GMetrix SMS Desktop software is older than version 4.6), click the **Download GMetrix SMS** button to access the software download page.

If you are prompted to open GMetrix.Sms.Wpf, select the **Remember my choice for GMetrix.Sms.Wpf links** check box, and then click **Open GMetrix.Sms.Wpf**.

The GMetrix Desktop software launches and displays the Select a Product window.

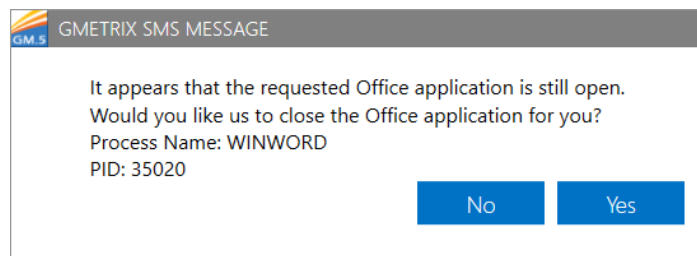


Another GMetrix SMS Message box may appear prompting you to download and install test resources to take this test.



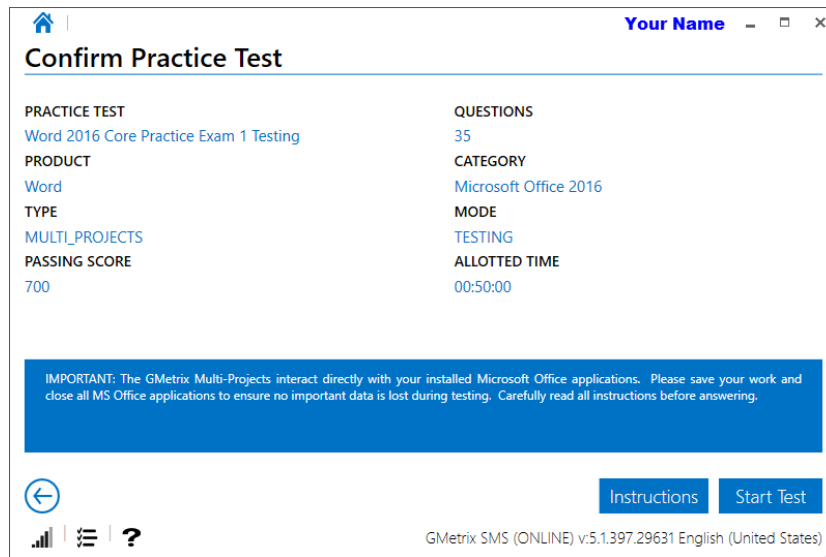
Click **Yes**, and then click **OK** in the message box informing you that the test resources have been successfully downloaded.

If the selected application is open, the following message appears.



If necessary, save and close any open documents, and then in the GMetrix SMS Message box, click **Yes** to close the application.

Step 6: The Confirm Practice Test window appears. Review the practice test information and then click **Instructions** to review the test instructions.

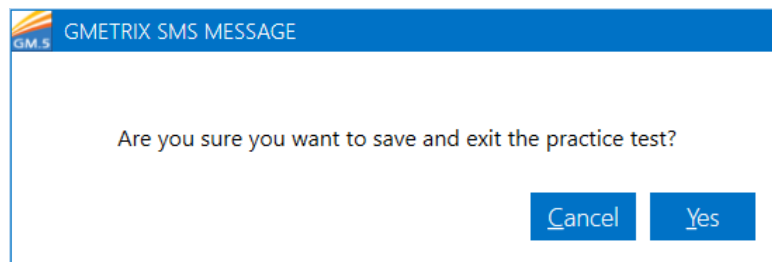


Step 7: When you have finished reviewing the instructions, click **Start Test**. GMetrix launches the selected application and the practice exam.

Saving and Exiting a GMetrix Practice Exam

Perform the following steps to save the project and exit the practice exam.

Step 1: In the GMetrix instruction pane, click **Save Project**. A confirmation box appears.



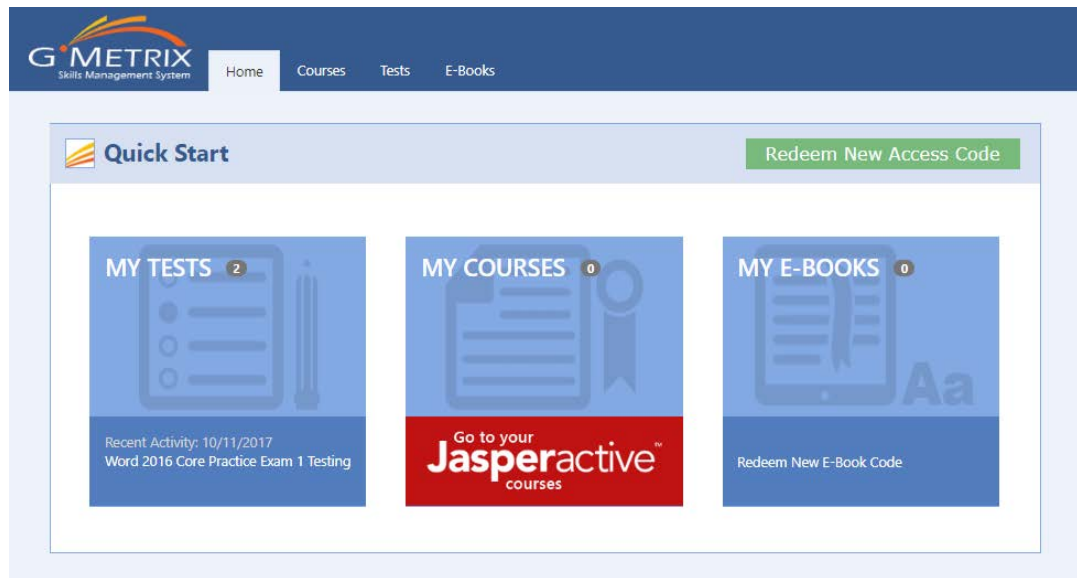
Step 2: Click **Yes** to confirm you want to save and exit the practice exam. When you receive the message informing you the practice text was saved successfully, click **Close**.

GMetrix saves the practice exam, closes the application, and the GMetrix Home page appears.

Returning to Jasperactive

Perform the following steps to return to Jasperactive.

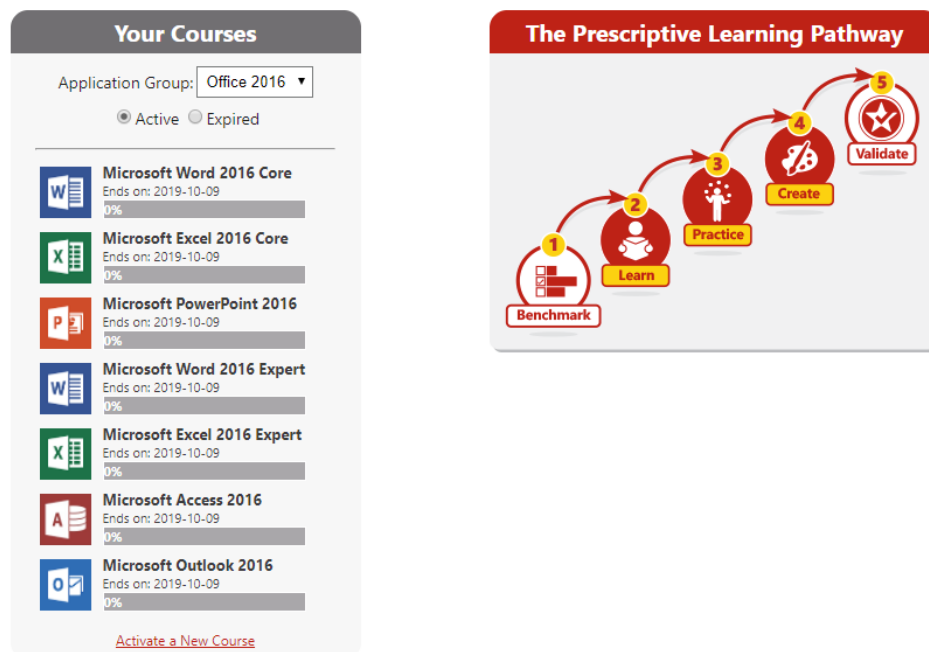
Step 1: In the GMetrix Home page, click **Home** on the navigation bar to display the Quick Start window.



Step 2: In the **My Courses** option, click the **Go to your Jasperactive courses** button to return to Jasperactive. Your personal Jasperactive home page appears.



Hello Carolyn Stevens! Welcome to Jasperactive.



What's Next?

Refer to the ***Resuming a Saved GMetrix Practice Exam*** article.

If you need further assistance, contact Jasperactive Support (<http://support.jasperactive.com/>) or call them at (800) 668-1669.