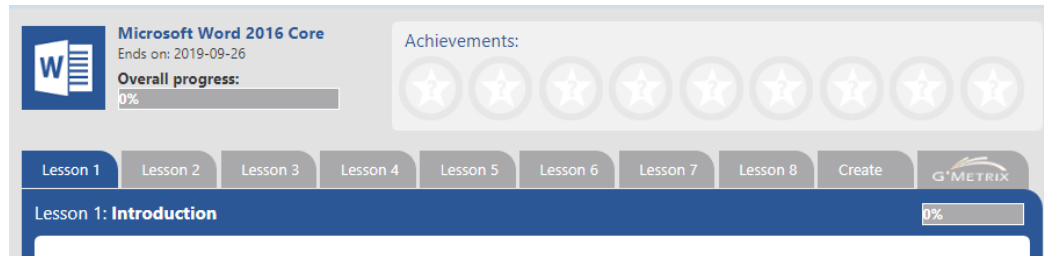


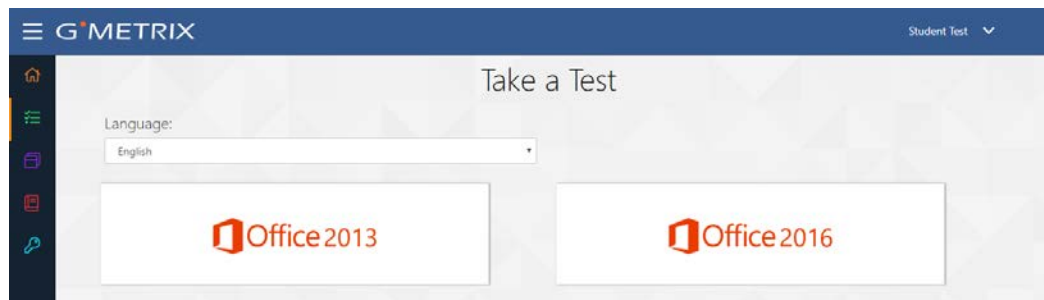
Resuming a Saved GMetrix Practice Exam

This document explains how to resume a saved GMetrix practice exam and return to Jasperactive.

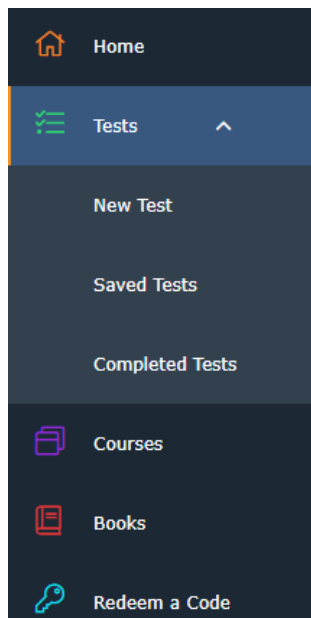
Step 1: Log in to [Jasperactive](#) and select the desired course to access the Course home page.



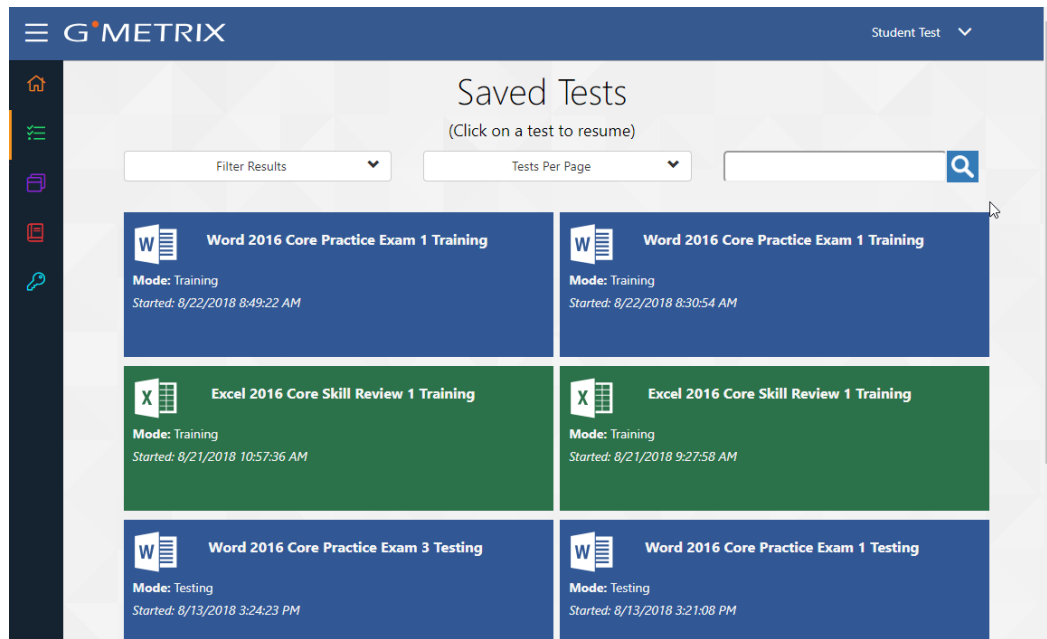
Step 2: Click the **GMetrix** tab. The GMetrix Home page appears.



Step 3: In the GMetrix Home page, click **Tests** in the left navigation bar to display the Tests drop-down menu.



Step 4: Click **Saved Tests**. The Saved Tests window appears.

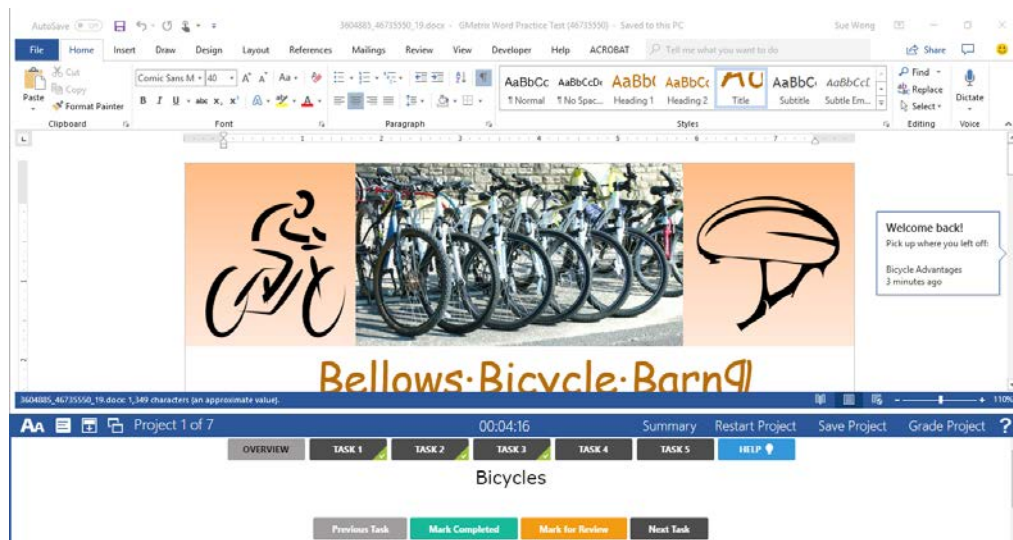


You can click the Filter Results drop-down arrow to filter the list of tests that will appear in the window.

You can click the Tests Per Page drop-down arrow to select the (approximate) number of tests that will appear in the window.

You can also click in the search field and enter search criteria to limit the tests that appear in the window according to the criteria you specify.

Step 5: Click the test you want to resume. The test will resume with the application window covering the majority of the screen and the instruction pane appearing at the bottom of the screen.




GMetrix returns to the last place you were in the test when you chose to save the project. You can now resume taking the test.

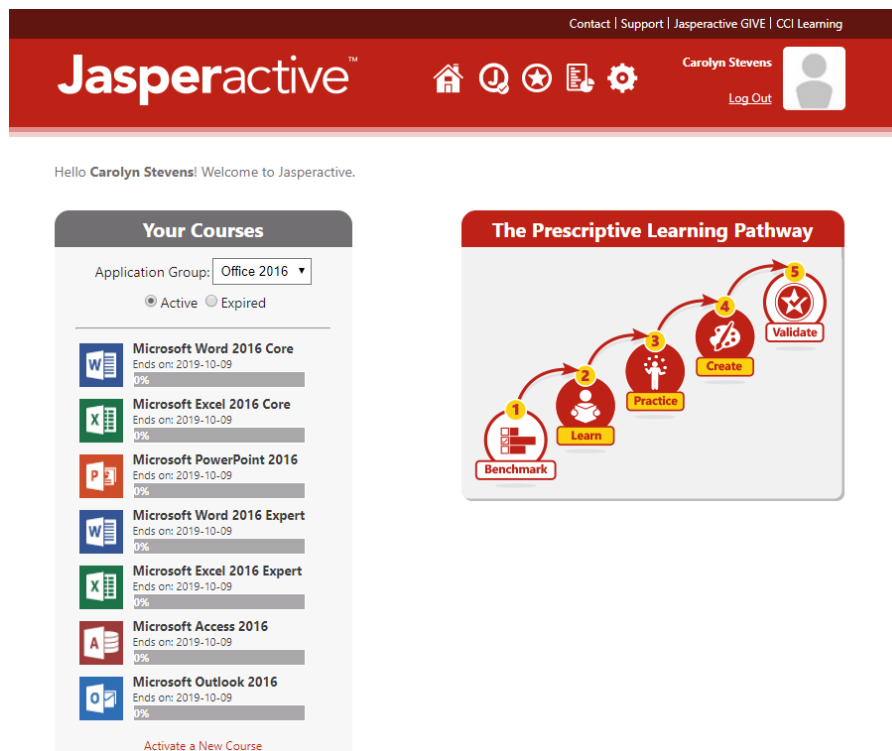
Returning to Jasperactive

Perform the following steps to return to Jasperactive.

Step 1: In the GMetrix window, click **Courses** in the left navigation bar to display the My Courses window.



Step 2: Click the **Go to your Jasperactive courses** button to return to Jasperactive. Your personal Jasperactive home page appears.



If you need further assistance, contact Jasperactive Support (<http://support.jasperactive.com/>) or call them at (800) 668-1669.