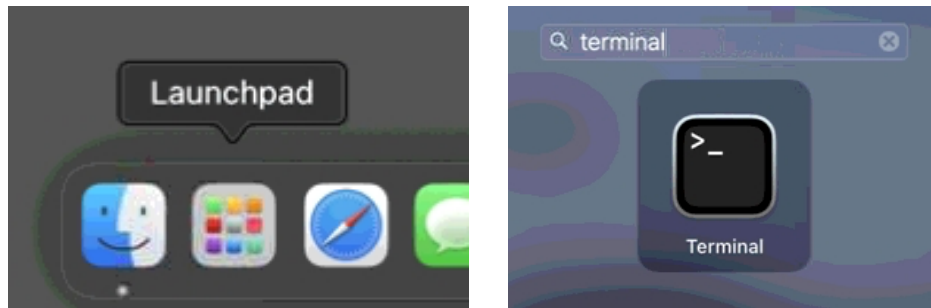


Extensions Menu not shown in Adobe apps

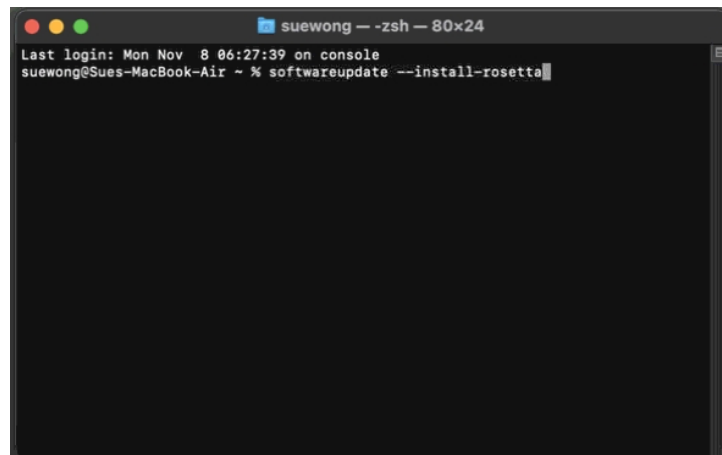
Mac computers with Apple silicon will not be able to use extensions in Adobe apps, even if they have already installed them. Here is a provisional solution until Adobe send an update with a solution for this issue.

Step 1 – Installing / Updating Rosetta

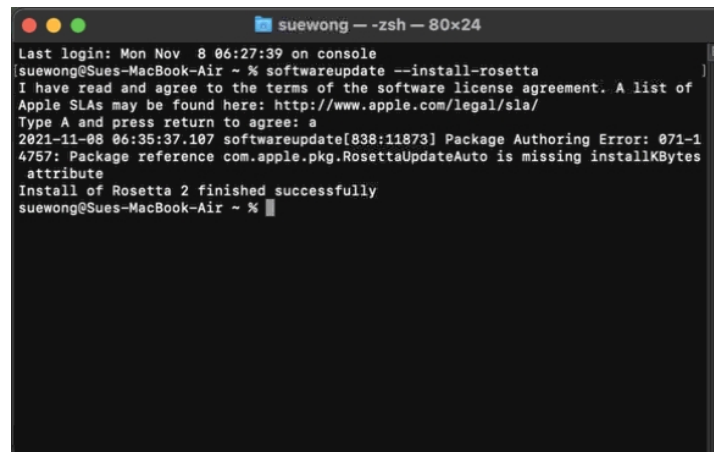
Open the terminal



Execute the following command: `softwareupdate --install-rosetta`




Press “a” and “enter” to confirm.



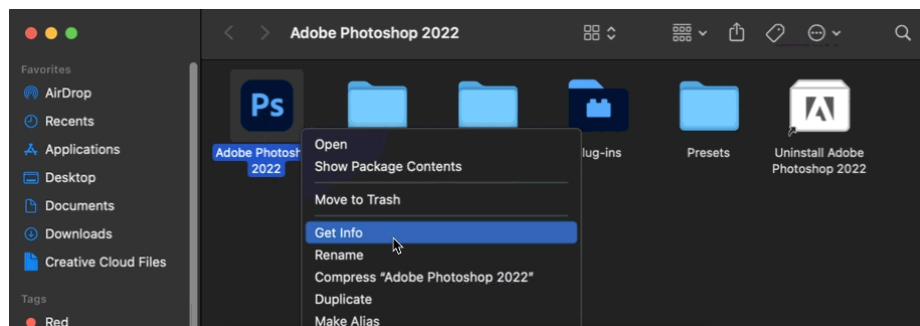
When the process has finished, close the terminal.

Step 2 – Enabling Rosetta

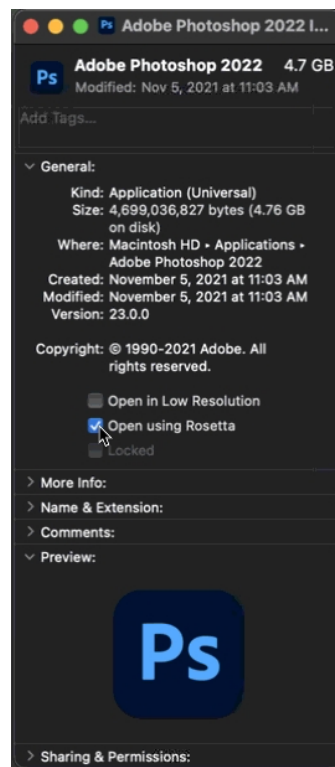
Open Finder, click on "Applications", find "Adobe Photoshop" and double-click on it.



Right click on "Adobe Photoshop", and then "Get info".



Now, in the info tab, make sure that the "Open with Rosetta" option is enabled.



Close the window.

Now you can use extensions in the Adobe app.

